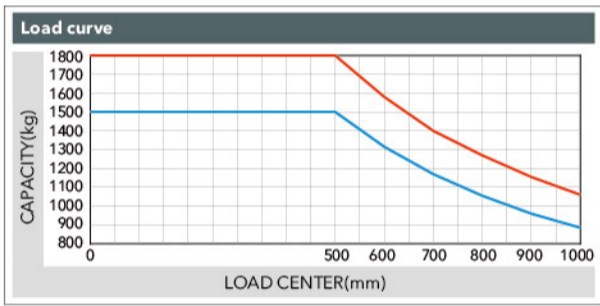


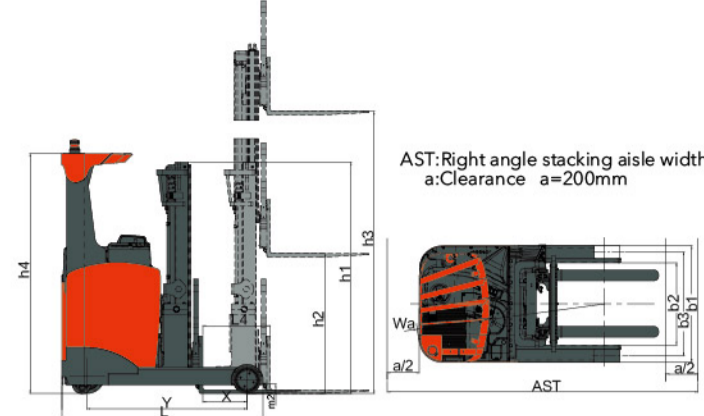
**Manufacturer's Data and Design Characteristics**

Character				
1.01	Manufacturer		<b>HELI</b>	
1.02	Model		CQD15	CQD18
1.03	Configuration number		GB2R/GB3R/GC2R/GC3R	GB2R/GB3R/GC2R/GC3R
1.04	Load capacity	Q kg	1500	1800
1.05	Load center distance	C mm	500	
1.06	Power mode		Battery	
1.07	Driving mode		Stand-on	
1.08	Wheel base	Y mm	1335	1500
Type				
2.01	Tyre type		Polyurethane	
2.02	Wheel number, drive/caster/load (X=drive wheel)		1x2/2	
2.03	Track Width, load	b3 mm	976	
2.04	Wheel size, load		e254x114	
2.05	Wheel size, drive		e330x114	
2.06	Wheel size, caster		e178x76	
Size				
3.01	Lift height	h3 mm	3100	3100
3.02	Free lift	h2 mm	85	85
3.03	Mast height, lowered	h1 mm	2170	2170
3.04	Fork size, thickness/width/length	s/e/l mm	35x100x920	35x100x920
3.05	Fork adjusting width		200~628	200~628
3.06	Fork sideshifting		±55	±55
3.07	Truck body length(fork excluded)	L mm	1721	1886
3.08	Truck body width	b1 mm	1090	1090
3.09	Distance between support arms	b2 mm	772	772
3.10	Reach distance	l4 mm	550	635
3.11	Height of overhead guard	h4 mm	2250	2250
3.12	Ground clearance, below mast	m2 mm	80	80
3.13	Turning radius	Wa mm	1615	1775
3.14	Distance from fork front tip to center of load wheel	X mm	329	414
3.15	Aisle width with pallet 1100Lx1100W, clearance 200	Ast mm	2760	2855
3.16	Aisle width with pallet 1000Lx1100W, clearance 200	Ast mm	2680	2775
Performance				
4.01	Travelling speed, with/without load	km/h	10/10.5	10/10.5
4.02	Lifting speed, with/without load	m/s	0.31/0.5	0.3/0.5
4.03	Lowering speed, with/without load	m/s	0.5/0.5	0.5/0.5
4.04	Reach speed, with/without load	m/s	0.11/0.11	0.11/0.11
4.05	Maximum climbing ability, with/without load	%	10/15	10/15
Weight				
5.01	Total weight(with battery)	kg	2440	2490
Battery				
6.01	Battery voltage/capacity k5	V/Ah	48/345	48/360
6.02	Battery weight	kg	630	675
6.03	Battery box dimension	mm	1020x359x629	1020x439x629
Motor and controller				
7.01	Drive motor power	kw	5	5
7.02	Lifting motor power	kw	10	10
7.03	Steering motor power	kw	0.6	0.6
7.04	Type of driving control		MOSTET/AC	
7.05	Type of lifting control		MOSTET/AC	
7.06	Type of steering control		MOSTET/AC	
7.07	Transmission box		HELI special transmission box	
7.08	Service brake		Electrical	
7.09	Hydraulic system working pressure	Mpa	16.5	18.5

NOTE: Detailed information about battery, please contact our salesmen or engineer.



Note: The vertical axis stands for load capacity and the horizontal axis stands for load center which is calculated from the front surface of the forks to the gravity of the standard load. The standard load means a cubic with 1000mm edge length. When mast is tilted forward, using non-standard forks or loading large goods, the load capacity will be reduced. The load capacity of standard mast at different load center can be known from this load chart.



↑15%  
THE PERFORMANCE OF BATTERY INCREASES

**Renewable energy technologies**

With the use of AC controlling renewable energy technologies, the forklift is more energy-saving and the working hour of the battery is extended by 15%.

Configuration number	Configuration
GB2R	Solenoid valve
	Thumb switch control hydraulic functions
	ZAPI travelling motor controller
	ZAPI lifting motor controller
GB3R	ZAPI steering motor controller
	Solenoid valve
	Thumb switch control hydraulic functions
	Inmotion travelling motor controller
GC2R	Inmotion lifting motor controller
	Inmotion steering motor controller
	Manually operated valve
	Mechanical handle control hydraulic functions
GC3R	ZAPI travelling motor controller
	ZAPI lifting motor controller
	ZAPI steering motor controller
	Manually operated valve

**WIDE VIEW FULL FREE 3-STAGE MAST**

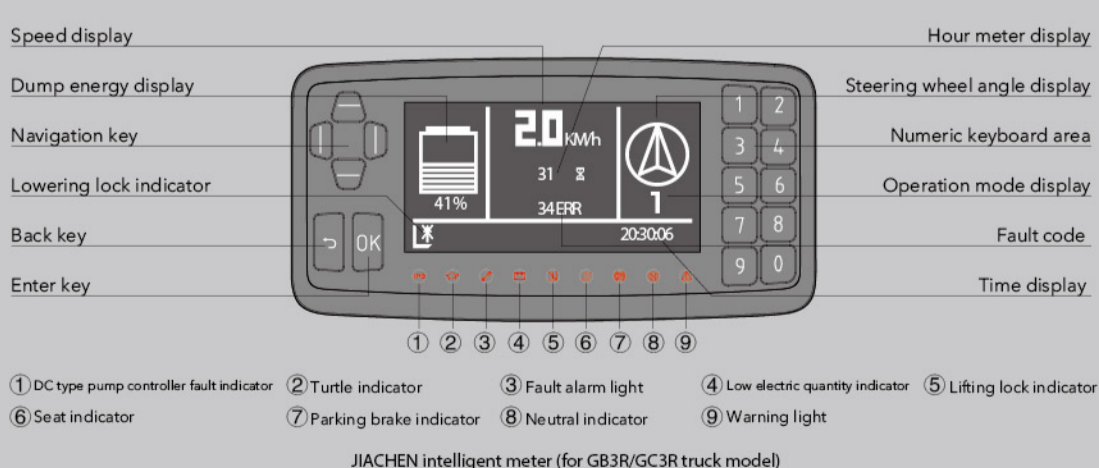
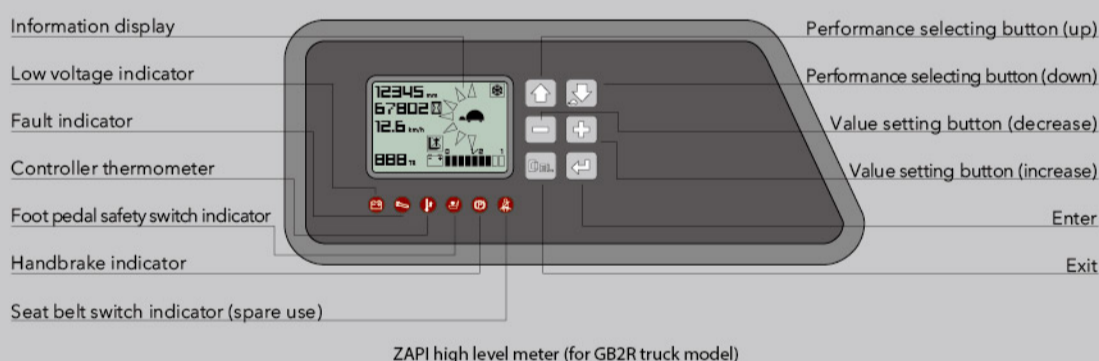
Mast model	Lifting height (h3)(mm)		Free lifting height (h2)(mm)		Mast height, lowered (h1)(mm)		Load capacity (kg)		Mast tilt angle (front/rear) α/β
	CQD15	CQD18	CQD15	CQD18	CQD15	CQD18	CQD15	CQD18	
ZSM360	3600	3600	799	799	1830	1830	1500	1800	3°/5°
ZSM400	4000	4000	932	932	1963	1963	1500	1800	3°/5°
ZSM440	4400	4400	1066	1066	2097	2097	1450	1700	3°/5°
ZSM500	5000	5000	1281	1281	2312	2312	1400	1550	2°/2°
ZSM540	5400	5400	1449	1449	2480	2480	1100	1300	2°/2°
ZSM600	6000	6000	1649	1649	2680	2680	900	1050	2°/2°
ZSM650	6500	6500	1816	1816	2847	2847	700	850	2°/2°

**WIDE VIEW MAST**

Mast model	Lifting height (h3)(mm)		Free lifting height (h2)(mm)		Mast height, lowered (h1)(mm)		Load capacity (kg)		Mast tilt angle (front/rear) α/β
	CQD15	CQD18	CQD15	CQD18	CQD15	CQD18	CQD15	CQD18	
M200	2000	2000	85	85	1620	1620	1500	1800	3°/5°
M250	2500	2500	85	85	1870	1870	1500	1800	3°/5°
M290	2900	2900	85	85	2070	2070	1500	1800	3°/5°
M310	3100	3100	85	85	2170	2170	1500	1800	3°/5°
M340	3400	3400	85	85	2320	2320	1500	1800	3°/5°
M360	3600	3600	85	85	2420	2420	1500	1800	3°/5°
M380	3800	3800	85	85	2520	2520	1500	1800	3°/5°
M400	4000	4000	85	85	2670	2670	1500	1800	3°/5°
M420	4200	4200	85	85	2770	2770	1450	1700	3°/5°
M440	4400	4400	85	85	2870	2870	1450	1700	3°/5°
M500	5000	5000	85	85	3220	3220	1400	1550	2°/2°
M540	5400	5400	85	85	3420	3420	1100	1300	2°/2°

**HELI**

The reliable special instrument gives a complete display of the vital information, like operation status, fault detection, etc. It ensures the operator predominate the vehicle status more intuitive and convenient.



**HELI**  
LIFTING THE FUTURE

SINCE 1958

**1.5-1.8 t G2 series  
G2 SERIES AC ELECTRIC REACH TRUCK  
(STAND-ON TYPE)**



\* Details of specifications and equipment are based on information available at time of printing and may change without notice.



**ANHUI HELI CO., LTD.**

ADD: NO.668 Fangxing Street Economic Development Zone, Hefei, P.R.China  
TEL: (86 551) 63639068 (America) 63639258 (Europe) 63639358 (Asia)  
63662105 (Africa & Middle East) 63639530 (Key Accounts division)  
63639531 (Wheel loader)  
FAX: (86 551) 63639966  
WEBSITE: <http://www.heliforklift.net>  
Email: [helihelichina.net](mailto:helihelichina.net)

AUTHORIZED DEALER

# 1.5-1.8t

# G2 series

# G2 series / INTELLIGENT ENVIRONMENT-FRIENDLY

## G2 SERIES AC ELECTRIC REACH TRUCK (STAND-ON TYPE)

### FEATURES OF THE COMPLETED TRUCK

#### Three phase AC type motor technology

- > Three phase AC type motor control on travelling, lifting and steering
- > Good acceleration
- > Fast and sensitive respond on travel direction shifting
- > Free from maintenance motor without carbon brush having long service life and low maintenance cost. Energy regenerating during deceleration extending operation hours

#### Newly designed hydraulic system

- > Newly designed hydraulic system with high working efficiency
- > High power lifting motor
- > MOSTET lifting speed governing electric controller
- > New type low noisy gear pump, high efficiency and long life
- > Max. lifting speed without load 22% increased
- > Max. lifting speed with load 19% increased

#### Optimized intelligent design

- > CAN bus technology
- > Parking brake on slope
- > Operation sequence protection
- > Travelling speed control
- > Lifting speed control
- > Electric controller self protection
- > Footswitch interlink with travelling

#### Advanced EPS electric powered steering


- > EPS electric power steering offering easy, flexible, high efficient and mute operation
- > Steering motor controller
- > Automatic centering function
- > Automatic limit on speed and accelerated speed when steering

#### Easy operated thumb switch

- > To control travelling functions
- > Clear operating units

#### Five independent braking systems

- > Current regenerating brake when releasing acceleration hand shank
- > Emergency brake activated by releasing foot switch
- > Parking brake activated by pressing button on the panel
- > Automatic activated parking brake
- > Emergency switch



#### Comfort cab

- > The driver's body is fully protected within the truck contours
- > Padded waist, head and arm supports
- > Easy reach to important operation

#### Overhead guard

- > Overhead guard support for improved operator protection and enhanced visibility to the load
- > Fence on top of the overhead guard offering driver wide view
- > Beveled view angle design with front ring beam meeting humanized requirements

#### Displayer

- > High quality meter displaying important operating data
- > 180° steering angle position display
- > Display of battery power and fault code
- > Travelling mode selection
- > Lifting lock indication
- > Hour meter
- > Labor hour display

#### Wide view mast

- > Good view when loaded
- > Integral sideshifter
- > High residual load capacity at high lift height
- > Buffering on lifting limit
- > Buffering on mast moving forward and backward limit
- > Lift height range: 2000-6500mm

#### Standard configuration

- |                           |                         |
|---------------------------|-------------------------|
| AC travelling motor       | Integral sideshifter    |
| AC Lifting motor          | Standard fork           |
| AC steering motor         | Backrest                |
| Electrical brake          | Polyurethane tyre       |
| DC/DC converter           | LED meter               |
| Low noisy gear pump       | Front working light     |
| Control valve(four throw) | Vertical battery change |
| 3100mm two-stage mast     | Warning light           |

#### Optional device

- |                                      |  |
|--------------------------------------|--|
| Three-stage full free lift mast      | Alternative colour schemes                       |
| Two-stage mast(other lifting height) | Battery on rollers for rapid side battery change |
| Fork with other length               | Battery roller stand                             |
| Fork extension                       |  |
| Monitoring system                    |  |
| Other battery                        |  |
| Battery charger                      |  |

